



ISSN: 0976-3376

Available Online at <http://www.journalajst.com>

ASIAN JOURNAL OF
SCIENCE AND TECHNOLOGY

Asian Journal of Science and Technology
Vol. 13, Issue, 10, pp.12219-12222, October, 2022

RESEARCH ARTICLE

MAJOR CORRECTION FOR VESA-2 REGARDING THE METHOD OF FLOWING THE AIR FROM THE BOTTOM TO THE TOP

Darmawi, Dewi Puspitasari, Ellyanie and Jimmy D Nasution

Lecturer of Mechanical Engineering of Engineering Faculty of Universitas Sriwijaya, Palembang – Indonesia

ARTICLE INFO

Article History:

Received 25th July, 2022

Received in revised form

19th August, 2022

Accepted 14th September, 2022

Published online 20th October, 2022

Keywords:

Vesa-2, Kemplang,
Exhaust Fan, Live Charcoal.

ABSTRACT

A series of measurements and observations have already conducted regarding the temperature distribution and the safety of exhaust fan attached at the top of Vesa-2. Vesa-2 is an equipment created to prevent the exposure of gaseous emissions from the charcoal fire to the people who roast kemplang manually and traditionally in Palembang, South Sumatra Indonesia. The attachment of exhaust fan at the top of Vesa-2 has corrected regarding fluctuating heat resulting from the live charcoal at the bottom. Some reasons has outlined including the uncontrolled volume of charcoal burnt, the amount of air flown, the quality of charcoal and the uniformity of burning. Measurements show the better results and safety for the fan positioned at the bottom. The exit gas temperature and velocity 0.92 m/sec; 45 °C much lower than the application of exhaust fan positioned at the top which 80.15 °C and 3.64 m/sec

Citation: Darmawi, Dewi Puspitasari, Ellyanie and Jimmy D Nasution, 2022. "Major correction for vesa-2 regarding the method of flowing the air from the bottom to the top", *Asian Journal of Science and Technology*, 13, (10), 12219-12222.

Copyright © 2022, Darmawi et al. This is an open access article distributed under the Creative Commons Attribution License, which permits unrestricted use, distribution, and reproduction in any medium, provided the original work is properly cited.

INTRODUCTION

Vesa-2 is an equipment that is used for eliminating the heat, the gases and the particulates that comes out of wood charcoal burning on an open stove. This equipment is required to support Indonesia Maju program by modernizing the kemplang roasting process, from the traditional way as can be seen in many places at present to a more better and healthier way of process. Figures 1a, 1b are the way mothers used to roast the kemplang in Palembang. Kemplang is a traditional crunchy snack made from a mixture of wheat, egg and fish. This food is liked by most of the people in Palembang. It sold in many places, shops and on the roadsides as presented in Figure 1c and 1d (Darmawi, 2014). Attention has already given to this roasting process since 2014. The main attention is focused on the process of roasting where the gas, the smoke, the heat and particulates emitted from the combustion of open wood charcoal stove. It spreads in all directions, it contaminates the surrounding air and harmful to the breath of mothers and people around it. The heat, the gas, the smoke and the particulates are harmful to mothers who roast the kemplang by that means. That is the main problems this equipment focused on (Darmawi, 2021). In order to overcome the problems, the first equipment created to eliminate these problems is shown in figure 2, the horizontal energy saver.

The wood charcoal stove put at the bottom of the equipment, a small exhaust fan will inhale the gas, the heat, the smoke and the particulates produced by the charcoal at the stove, bring it to the inside of Hesa and flow it to the top and deliver it to the atmosphere. While flowing, the gases will pass through a set of kemplangs arranged to preheat. After that, the gases will be delivered to the atmosphere away from mothers' breath. This equipment is registered as an intellectual right at Depkumham RI, in 2016. This equipment is then left behind and not developed (Dr. Ir. Darmawi, 2014). In January 19th, 2017 we create a new equipment named Penghemat Energi Vertikal (Vertical Energy Saver) or we called it VESA. It registered at Depkumham RI and get the patent rights at December 10th, 2019 (Darmawi, 2019). Figure 3, show the schematic figuration of VESA, where the wood charcoal stove put at the bottom of the equipment, while the exhaust fan inhale the air from the bottom to the top and delivered it to the atmosphere. Vesa has already developed and changed in many ways. The developed results called Vesa-2 (Darmawi, 2019). Since the beginning, the heat from the stove at the bottom has been detected as a problem for Vesa-2 with exhaust fan positioned at the top. (5) The exhaust fan suctions the air and force it to flow from the bottom to the top and delivered it to the atmosphere. The fluctuation of heat regarding the uncontrollable amount of wood charcoal burnt is functionally fluctuates the temperature inside the Vesa-2. The relatively high temperature of exit gas of is influenced the performance of the fan and its lifetime in accordance with the low ability of appliances to resist the heat.

*Corresponding author: Darmawi.

Lecturer of Mechanical Engineering of Engineering Faculty of Universitas Sriwijaya, Palembang – Indonesia.



(a)



(b)



(c)



(d)



Figure 2. Horizontal energy saver(Hesa)

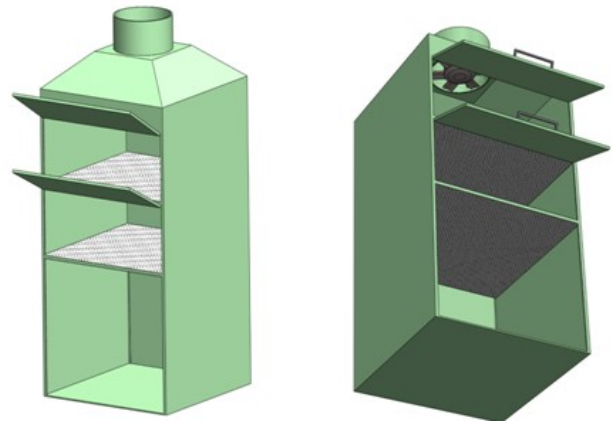


Figure 3. The schematic Vesa-2 with inhale fan at the top

To overcome the problems, the use of steel bladed fan has already tried. But the problems still existed and persisted. The electrical components of fan partially melted and downgraded the fan performance and effectivity. It seems that the principle of air flowing from the bottom to the top should be changed. The basic changed including the mechanism of air flowing, where the current mechanism is the fan inhaled the air from the top of Vesa-2. The alternative mechanism is blowing the air from the bottom to the top. The blowing fan positioned at the bottom of Vesa-2 and blowing as much as $410 \text{ m}^3/\text{hr}$ the air from the bottom to the top of Vesa-2 and delivered the emission gases to the atmosphere at the top outlet gate. Figure 4 shows the distribution of temperature inside the column of Vesa-2 when the air inhaled by the exhaust fan at the top. The average exit temperature is at about 80.15°C . In contrast with the use of blowing fan, installed at the bottom of Vesa-2. The exit temperature and the velocity of emissions flew much lower than the use of exhaust fan. It about 0.92 m/sec in speed and 44.58°C in temperature. This temperature much friendly for the fan of Vesa-2 according to the smooth operation and the long lifetime (Darmawi, 2022)

The method of experiments: To find out the real different of both methods of flowing the air from the bottom to the top of Vesa-2, the experiments and measurements are already conducted. The test is carried out on Vesa-2 with column sizes of $(34 \times 34 \times 110) \text{ cm}$ and $(36 \times 36 \times 120) \text{ cm}$. The quantity of wood charcoal burnt was limited by weight of 1 kg . The measurements carried out three times at each position and conducted at 20 minutes after the uniform burnt of wood charcoal is observed (Darmawi, 2022).

Figure 1. The activity of kemplang roasting and selling manually in Palembang since the age of decades

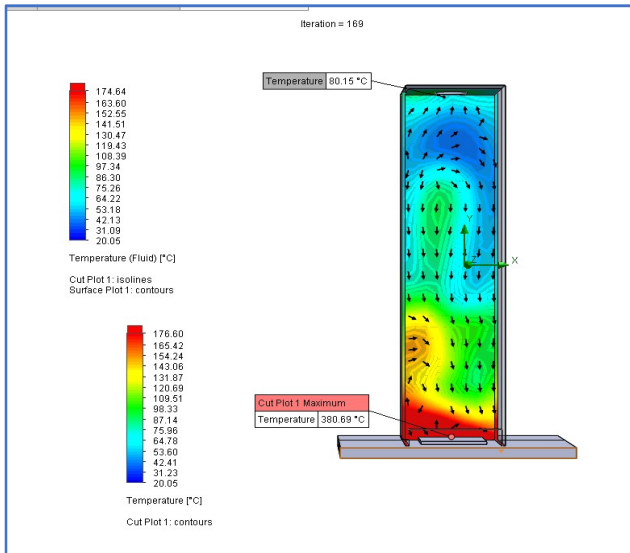


Figure 4. The distribution of temperature inside VESA-2 when the air inhaled from the top



Figure 5. Blowing fans attached at the bottom sides of Vesa-2 to flow the air from the bottom to the top



Figure 6. An inline duct fan of steel blades inhale the air from the top of Vesa-2

The air box is constructed as shown in figure 7 can be installed and removed from the bottom of VESA-2 as for the purpose of experiments and measurements.

The air box main trusses is made of low carbon steel and the wall of the column surround it is made of alcan sheet of 0.48 mm thick. The air is inhaled from the atmosphere and blew it to the inside of VESA-2 and let it flow through the charcoal stove and ascend the column to the top of Vesa-2 and delivered it back to the atmosphere.

RESULTS AND DISCUSSION

It is very hard to find an exact results of temperature of wood charcoal or even coal briquette, regarding the volume of burnt, the kind of wood made, the quality of process and the size of charcoal itself. It is why the results is an average value of three times measurements of the same position and same location.

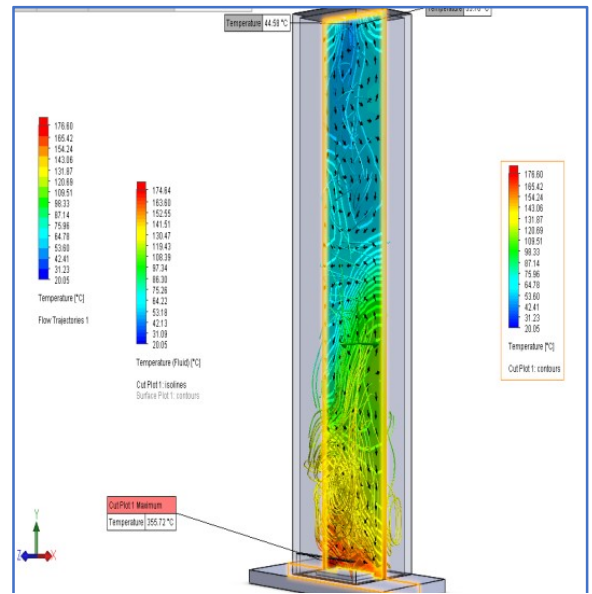


Figure 6. Temperature distribution inside the column of Vesa-2 with air flow from the bottom to the top by blowing fan positioned at the bottom of Vesa-2

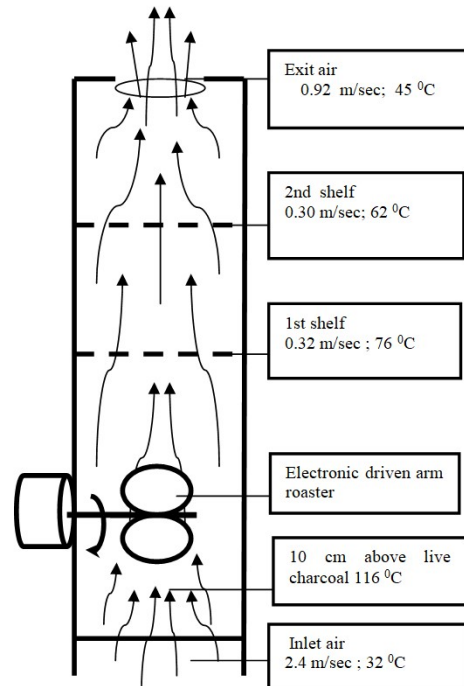


Figure 7. Velocity and temperature profile of the air flowing in the column of VESA-2 when the air is blew from the bottom to the top

The air is then filtered by steel plates with holes positioned as the bottom plate of Vesa-2 to produce a uniform air flow and flowing through the charcoal stove at above it slowly. We found a speed decrement of air flow in the column of Vesa-2 and a decrement of exhaust temperature as well. The roof top of Vesa-2 is made horizontal, no angle formed at the exit part of Vesa-2. The form of this kind regarded as has influenced to the distribution of temperature inside the column. The temperature tend to uniform at all part of the inside of Vesa-2 after ninety minutes of burning (Juhan, 2016). This matter will considered when decisions of shape and final construction size of Vesa-2 should made. From the previous experiments of wood charcoal burning that has conducted five times in Vesa-2, no problems found at the blowing fan when it attached at the below side of Vesa-2. From the experiments and measurements carried out, the using of blowing fan at the bottom of Vesa-2 gives some advantages compared to the use of exhaust fan positioned at the top of Vesa-2. The advantages areas the the followings:

- The exit temperature is in the range of 42⁰C – 45⁰C much lower than using the suction fan positioned at the top where the exit temperature ranging from 78.12⁰C – 80.15⁰C.
- The average speed of flowing air in the column of Vesa-2 is 0.92 m/sec about three-quarter lower than using the exhaust fan positioned at the same outlet diameter.
- The observation shows the quantity of fly ash particles suspended in the exhaust gases significantly decrease by using blowing fan.
- The experiments show that single blowing fan is enough to supply air to maintain the charcoal fire. The blowing fan supplied about 110 m³/hour air supplied from the atmosphere to pass through the Vesa-2

CONCLUSION

From the results of the experiments and masurements, we can withdraw the following conclusions:

- The use of blowing fan, positioned at the bottom of the Vesa-2 is more advantages than using exhaust fan positioned at the top of Vesa-2 mainly according to the speed and the temperature of exit air flow.
- The use of wood charcoal is better than the use of coal briquette for Vesa-2 considering the gas emissions, the cost of productions and the health of mothers kemplang roasters.
- The size of Vesa-2 of (36x36x120) cm shows a better performance in heat absorbance and calorie utilization in Vesa-2 rather than (34x34x110) cm.

Acknowledgement

Many thanks is aimed at the Universitas Sriwijaya, the institution that has support this research financially. Authors hoping that this research give small contribution for the country and for the humanity.

REFERENCES

- Darmawi, Rimana Sipahutar, and Jimmy D Nasution, “Aplikasi rancang bangun alat pemanggang kemplang Palembang yang hemat energi, sehat dan higienis untuk usaha kecil di Kenten Palembang” Palembang, 2014. (Online). Available: https://docs.google.com/document/d/1-rMqj_QYJBYnqgHdiWbGR2sur_yh7iOW/edit
- Darmawi, Qomarul Hadi, Ellyanie, and Irwin Bizzy, “Alat penghemat energi vertikal generasi kedua untuk pemanggang kemplang desa Tebing Gerinting Kecamatan Indralaya Kabupaten Ogan Ilir” Palembang, 2021. (Online). Available: <https://drive.google.com/file/d/1-cAQZrwx44xU0puziwwEEisjJNLOsh/view>
- Dr. Ir. Darmawi, “Sertifikat Hak Desain Industri: Alat Penghemat Energi Pemanggang,” IDD0000045081, 2014 (Online). Available: <https://drive.google.com/file/d/1-va5dfqYINCd46w6lac4jrpg8ED0IJxb/view>
- Darmawi, “Sertifikat Hak Paten berjudul: Penghemat Energi Vertikal,” IDP000065109, 2019 (Online). Available: <https://drive.google.com/file/d/1-tlh2uOZKY3w178wDdopLBoKjOskwE41/view?usp=drivesdk>
- Darmawi, Q. Hadi, Ellyanie, and I. Bizzy, “Analisis aliran udara alat penghemat energi vertikal generasi kedua untuk masyarakat Tebing Gerinting kecamatan indralaya selatan kabupaten Ogan Ilir,” *J. Rekayasa Mesin*, vol. 21, no. 2, pp. 75–78, 2021, (Online). Available: <https://jrm.ejournal.unsri.ac.id/index.php/jrm/article/view/156>
- Darmawi, I. Bizzy, J. D. Nasution, and Ellyanie, “Improving the efficiency of Vesa-2 to Maximize the energy utilization”, *International Journal of Scientific and Research Publications*, Volume 12, Issue 10, October 2022
- Darmawi, D. Puspitasari, and Ellyanie, “Penelitian Unggulan Kompetitif Universitas Sriwijaya Tahun 2022, Judul: Penurunan Temperatur Udara Buang Vesa-2 Dengan Metode Udara Hembus dan Penambahan Volume Ruang,” 2022. (Online). Available: https://drive.google.com/file/d/11F74WMLzI3_wMcTwSt2QeZjsLILTEmPX/view?usp=drivesdk
- Juhan N. and J. Syarif, “Pengaruh sudut atap cerobong terhadap distriusi temperatur pada ruang pengering bertingkat dan karakteristik perpindahan panas,” *J. Sains dan Teknol. Reaksi*, vol. 6, no. 2, pp. 9–18, 2016, doi: 10.30811/jstr.v6i2.101.
