



ISSN: 0976-3376

Available Online at <http://www.journalajst.com>

ASIAN JOURNAL OF  
SCIENCE AND TECHNOLOGY

Asian Journal of Science and Technology  
Vol. 08, Issue, 07, pp.5032-5037, July, 2017

## RESEARCH ARTICLE

### ASSESSMENT OF WATER QUALITY OF A POND ECOSYSTEM USING BIOLOGICAL WATER QUALITY CRITERIA

\*Sarma, B. K. and Baruah, B. K.

Department of Zoology, Cotton College, Guwahati, India

#### ARTICLE INFO

##### Article History:

Received 21<sup>st</sup> April, 2017  
Received in revised form  
30<sup>th</sup> May, 2017  
Accepted 02<sup>nd</sup> June 2017  
Published online 24<sup>th</sup> July, 2017

##### Key words:

Aquatic Insect,  
Saprobic Score,  
Diversity Score,  
BWQC.

#### ABSTRACT

The present study evaluated the water quality of Dighali Pukhuri, a freshwater pond ecosystem in Guwahati city, using Biological Water Quality Criteria (BWQC). The study determined water quality class of the sampling site taking into accounts of both Saprobic score and diversity score of aquatic insects using BWQC. Sampling was done in monsoon, post-monsoon, winter and pre-monsoon seasons during the year 2010-11 and 2011-12. Results of the study were compared with BWQC to assign different classes to the study site. The most prevalent biological water quality Class was "B" (slight pollution) which accounted for about 65.5% of the total classes present. It was followed by Class "C" (moderate pollution) which accounted for 25% of the total biological water quality classes. The Class "A" (clean) contributed only 12.5%. The prevalence percentage of different biological classes can be shown as Class "B" > Class "C" > Class "A".

Copyright©2017, Sarma and Baruah. This is an open access article distributed under the Creative Commons Attribution License, which permits unrestricted use, distribution, and reproduction in any medium, provided the original work is properly cited.

#### INTRODUCTION

Application of biological methods for assessment of water quality has become more handy in recent years. The biological species especially aquatic insects play an important role for assessment of water quality. The aquatic insects are easily visible due to their size, inhabiting in different substratum of wetlands, demonstrate an integrated effect of pollution, their taxonomy is well developed, highly sensitive to organic load and toxic pollutants. The bio-monitoring study with aquatic insects helps in detection and prediction of ecological effects, and develops strategies to water and water resources from the ever-growing environmental pollution. The present study was designed to carry out investigation on the diversity of aquatic insects of Dighali Pukhuri. This will help to understand the applicability of aquatic insects as biological tool to monitor water pollution. The aquatic insects have been considered as the most suitable biological parameter to assess water quality of surface water bodies (Semwal *et al.*, 2006). Biological assessment of surface water was commenced more than a century ago as the idea of saprobity (the degree of pollution) developed by Kolkwitz and Marsson in 1908-1909 (Rosenberg and Resh 1993), mainly by analyzing the differences of organisms living in polluted water from organisms living in clean water.

\*Corresponding author: Sarma, B. K.,  
Department of Zoology, Cotton College, Guwahati, India.

The use of aquatic insects in biological assessment has been developed due to simplicity of sampling methods, the availability of information on pollution tolerance (Zamora-Munoz *et al.*, 1995; Karr, 1999), and the greater degree of accuracy than methods based upon physical and chemical parameters of water quality (Sangpradub *et al.*, 1997). According to Carlisle *et al.* (2007) aquatic insect populations in streams and rivers can assist in the assessment of the overall health of the stream. Studies on aquatic insects as bio indicator of water pollution in India were also reported by Subramanian and Sivaramakrishnan (2007), Sarma and Chowdhary (2011). This present study seeks to investigate the biological water quality classes of Dighali Pukhuri of Guwahati city.

#### MATERIALS AND METHODS

##### Study area

Guwahati city is located at the intersection of 91° 34' E-91° 51' E longitude and 26° 5' N-26° 12' N latitude. Dighalipukhuri derived its name from the word 'dighal' which means long. It is an old rectangular lake of half a mile long originally engraved out from the Brahmaputra. The lake is believed to be dug by King Bhagadutta, the king of Pragjyotishpura. It is also mentioned in the Mahabharata, the great Indian epic. In historical times, it was used by the Ahoms as a naval yard. Its access to the Brahmaputra was eventually closed, and during colonial times, that portion was further filled on which the Circuit House was built.

Later, the Gauhati High Court building too was built in the newly filled area. Dighali Pukhuri is a prominent tourist attraction in the heart of Guwahati with boating facilities and recreational activities.

### Collection of Insect Fauna

Aquatic insects were collected from May, 2010 to April, 2012 for two years, covering four seasons Monsoon (June-August), Post-monsoon (September-November), winter (December-February) and Pre-monsoon (March-May) of year. Sampling was standardized by restricting collection from an area of about 15/m<sup>2</sup> for 30 minutes. A nylon pond net (mesh 250 µm, diameter 30 cm; depth 60 cm) and a nylon kick net (mesh opening: 180 µm) were used to collect the aquatic insects on water surface. The samples were collected by submerging the net and sweeping it through water column. To dislodge and collect the organisms from the sediment the net was bumped against the bottom substrate. Five samples were collected from the sampling site and their average counts were recorded (Trivedy and Goel, 1984). After collection organisms were washed and scrubbed from the larger substrate materials, concentrated by use of a No. 30 U.S. Standard sieve and were preserved in 70% ethyl alcohol. In the laboratory the organisms were sorted from the finer residual debris by elutriation and hand picking from white enamel pan and transferred to fresh preservative. The surface and bottom water insects were preserved in 70% ethyl alcohol. Under the binocular dissecting microscope and binocular compound microscope the taxonomic identification of both surface and bottom sample was performed following the works of Needham and Needham (1962), Pennak (1978), Pillai (1986), Croft (1986), Subramaniam and Sriramakrishnan (2007). Each taxon of the collected sample was recorded and enumerated. Insect density estimated is reported as number of individuals per square meter.

The combination of the range of saprobic score with the diversity score indicates the ecological health of the water body.

**Saprobic score (BMWP):** This methodology involves inventory of the presence of benthic macro-invertebrate fauna up to the family level. All possible families having saprobic indicator value are classified on a score of 1-10 according to the preference for saprobic water quality (Table.1). The saprobic scores of all the families are registered and averaged to produce BMWP score (Akolkar *et al.* 2001). Diversity score (Sequential Comparison Index or SCI): This methodology involves pair wise comparison of sequentially encountered individuals and the difference of the two benthic animals up to the species level. The diversity is the ratio of the total number of different animal species (runs) and the total number of organisms (of all species) encountered. The ratio of diversity has a value between 0 and 1 (Dutta *et al.* 2001, Zwart *et al.* 1994). For biological water quality evaluation, the diversity of the benthic animals is compared with the saprobic score with the help of BWQC (Biological Water Quality Criteria) (Table.2).

## RESULT AND DISCUSSION

The study of aquatic insects analysis of Dighali Pukhuri is presented in Table.3 and 4. The aquatic insects communities comprised of 20 genera and 13 families of which seven genera belong to Order Coleoptera, seven to Order Hemiptera, three to Order Odonata, two to Order Diptera and one genera belong to Order Trichoptera. The Saprobic score and diversity score of Dighali Pukhuri is presented in Table.5. The maximum Saprobic score value (7.1) was attributed to post-monsoon 2011-12 and minimum (5.5) to winter 2010-11 (Fig.1a). The diversity score ranged from (0.20-0.51) (Fig.1b).

**Table.1. Biological Monitoring working Party (BMWP) score of Dighali Pukhuri**

| Taxonomical Group | Taxonomical families | BMWP score |
|-------------------|----------------------|------------|
| Hemiptera         | Gerridae             | 5          |
|                   | Pleidae              |            |
|                   | Belostomatidae       |            |
|                   | Hydrometridae        |            |
| Coleoptera        | Nepidae              | 5          |
|                   | Gyrinidae            |            |
|                   | Dytiscidae           |            |
| Trichoptera       | Hydrophilidae        | 7          |
|                   | Polycentropodidae    |            |
| Odonata           | Libellulidae         | 8          |
|                   | Aeshnidae            |            |
| Diptera           | Culicidae            | 5          |
|                   | Chironomidae         |            |

### Biological Water Quality Assessment

Biological water quality assessment was done using the standard method developed by Central Pollution Control Board (APHA, 1999). Central Pollution Control Board during the development and validation of Bio-monitoring methodology, established the fact that among all the biological components of the aquatic ecosystem, aquatic insects are best suitable for evaluation of water quality. Two methods for biological water quality evaluation have been adopted, Sequential comparison for diversity score and the Biological Monitoring Working Party (BMWP) for the saprobic score.

The maximum value was recorded during post-monsoon 2010-11 and the minimum value was recorded during pre-monsoon 2010-11 and winter 2011-12 respectively. The water at this sampling site remained clean, that is of "A" class only once during post-monsoon 2011-12 and moderately polluted quality, class "C" during monsoon 2010-11 and winter 2010-11 and 2011-12 respectively. During rest of the entire sampling period, it was of slightly polluted quality i.e., class "B" (Fig.1c). The most prevalent biological water quality Class was "B" (slight pollution) which accounted for about 65.5% of the total classes present. It was followed by Class "C" (moderate pollution) which accounted for 25% of the total biological water quality classes.

Table 2. Biological Water Quality Criteria (BWQC)

| Sl.No | Taxonomic groups   | Range of saprobic score (BMWP) | Range of diversity score | Water quality characteristics | Water quality class | Indicator colour |
|-------|--|--------------------------------|--------------------------|-------------------------------|---------------------|------------------|
| 1     | Ephemeroptera, Plecoptera, Trichoptera, Hemiptera, Diptera   | 7 and more                     | 0.2-1                    | Clean                         | A                   | Blue             |
| 2     | Ephemeroptera, Plecoptera, Trichoptera, Hemiptera, Odonata, Diptera  | 6-7                            | 0.5-1                    | Slight pollution              | B                   | Light Blue       |
| 3     | Ephemeroptera, Plecoptera, Trichoptera, Hemiptera, Odonata, Crustacea, Mollusca, Polychaeta, Coleoptera, Diptera, Hirudinea, Oligochaeta | 3-6                            | 0.3-0.9                  | Moderate pollution            | C                   | Green            |
| 4     | Mollusca, Hemiptera, Coleoptera, Diptera, Oligochaeta  | 2-5                            | 0.4 and less             | Heavy pollution               | D                   | Orange           |
| 5     | Diptera, Oligochaeta, or No macro-invertebrates  | 0-2                            | 0-0.2                    | Severe pollution              | E                   | Red              |

Table 3. Seasonal fluctuations of different Aquatic insect species (org. /m<sup>2</sup>) recorded in Dighali Pukhuri of Guwahati City during 2010 -11.

| Taxa/ Genera                 | Monsoon | Post monsoon | Winter | Pre monsoon | Total |
|------------------------------|---------|--------------|--------|-------------|-------|
| <b>Hemiptera</b>             |         |              |        |             |       |
| Family: Gerridae             |         |              |        |             |       |
| <i>Neogerris parvula</i>     | 06      | 11           | 01     | 17          | 35    |
| <i>Gerris gracilicornis</i>  | 04      | 00           | 00     | 19          | 23    |
| <i>Limnogonus nitidus</i>    | 00      | 06           | 00     | 00          | 06    |
| Family: Pleidae              |         |              |        |             |       |
| <i>Plea liturata</i>         | 00      | 04           | 09     | 00          | 13    |
| Family: Belostomatidae       |         |              |        |             |       |
| <i>Diploonychus rusticus</i> | 00      | 06           | 02     | 04          | 12    |
| Family: Hydrometridae        |         |              |        |             |       |
| <i>Hydrometra greeni</i>     | 02      | 05           | 06     | 00          | 13    |
| Family: Nepidae              |         |              |        |             |       |
| <i>Ranatra Pfliformis</i>    | 05      | 06           | 01     | 00          | 12    |
| <b>Coleoptera</b>            |         |              |        |             |       |
| Family: Gyrinidae            |         |              |        |             |       |
| <i>Dineutus unidentatus</i>  | 6       | 1            | 0      | 6           | 13    |
| Family: Dytiscidae           |         |              |        |             |       |
| <i>Hydrovatus sp.</i>        | 3       | 1            | 0      | 3           | 07    |
| <i>Laccophilus guttatus</i>  | 3       | 0            | 2      | 1           | 06    |
| <i>Laccophilus sp.</i>       | 0       | 2            | 2      | 0           | 04    |
| <i>Hydrocoptus sp.</i>       | 7       | 1            | 0      | 0           | 08    |
| Family: Hydrophilidae        |         |              |        |             |       |
| <i>Amphips sp.</i>           | 2       | 0            | 6      | 0           | 08    |
| <i>Hydrophilus sp.</i>       | 0       | 2            | 0      | 3           | 05    |
| <b>Diptera</b>               |         |              |        |             |       |
| Family: Chironomidae         |         |              |        |             |       |
| <i>Chironomus sp.</i>        | 0       | 7            | 5      | 2           | 14    |
| Family: Culicidae            |         |              |        |             |       |
| <i>Culex sp.</i>             | 8       | 3            | 11     | 13          | 35    |
| <b>Odonata</b>               |         |              |        |             |       |
| Family: Libellulidae         |         |              |        |             |       |
| <i>Orthetrum sabina</i>      | 0       | 1            | 5      | 0           | 06    |
| <i>Tramea sp.</i>            | 2       | 0            | 0      | 1           | 03    |
| Family: Aeshnidae            |         |              |        |             |       |
| <i>Anax sp.</i>              | 5       | 2            | 0      | 2           | 09    |
| <b>Trichoptera</b>           |         |              |        |             |       |
| Family: Polycentropodidae    |         |              |        |             |       |
| <i>Polycentropus sp.</i>     | 2       | 1            | 5      | 0           | 08    |

Table 4. Seasonal fluctuations of different Aquatic insect species (org./m<sup>2</sup>) recorded in Dighali Pukhuri of Guwahati City during 2011-12.

| Taxa/ Genera                | Monsoon | Post monsoon | Winter | Pre monsoon | Total |
|-----------------------------|---------|--------------|--------|-------------|-------|
| <b>Hemiptera</b>            |         |              |        |             |       |
| Family: Gerridae            |         |              |        |             |       |
| <i>Neogerris parvula</i>    | 03      | 07           | 00     | 15          | 25    |
| <i>Gerris gracilicornis</i> | 01      | 05           | 03     | 07          | 16    |
| <i>Limnogonus nitidus</i>   | 00      | 02           | 05     | 00          | 07    |
| Family: Pleidae             |         |              |        |             |       |
| <i>Plea liturata</i>        | 00      | 01           | 07     | 02          | 10    |
| Family: Belostomatidae      |         |              |        |             |       |
| <i>Diplonychus rusticus</i> | 00      | 01           | 05     | 03          | 09    |
| Family: Hydrometridae       |         |              |        |             |       |
| <i>Hydrometra greeni</i>    | 02      | 01           | 05     | 00          | 08    |
| Family: Nepidae             |         |              |        |             |       |
| <i>Ranatra filiformis</i>   | 00      | 02           | 05     | 00          | 07    |
| <b>Coleoptera</b>           |         |              |        |             |       |
| Family: Gyrinidae           |         |              |        |             |       |
| <i>Dineutus unidentatus</i> | 01      | 04           | 00     | 05          | 10    |
| Family: Dytiscidae          |         |              |        |             |       |
| <i>Hydrovatus sp.</i>       | 02      | 02           | 01     | 04          | 09    |
| <i>Laccophilus guttatus</i> | 00      | 01           | 00     | 02          | 03    |
| <i>Hydrocoptus sp.</i>      | 01      | 00           | 02     | 00          | 03    |
| Family: Hydrophilidae       |         |              |        |             |       |
| <i>Amphips sp.</i>          | 07      | 00           | 00     | 02          | 09    |
| <i>Hydrophilus sp.</i>      | 00      | 00           | 02     | 05          | 07    |
| <b>Diptera</b>              |         |              |        |             |       |
| Family: Chironomidae        |         |              |        |             |       |
| <i>Chironomus sp.</i>       | 00      | 00           | 07     | 05          | 12    |
| Family: Culicidae           |         |              |        |             |       |
| <i>Culex sp.</i>            | 05      | 02           | 13     | 09          | 29    |
| <b>Odonata</b>              |         |              |        |             |       |
| Family: Libellulidae        |         |              |        |             |       |
| <i>Orthetrum sabina</i>     | 00      | 05           | 00     | 02          | 07    |
| <i>Tramea sp.</i>           | 01      | 00           | 03     | 00          | 04    |
| Family: Aeshnidae           |         |              |        |             |       |
| <i>Anax sp.</i>             | 03      | 02           | 00     | 03          | 08    |

Table 5. Biomonitoring of Dighali Pukhuri during 2010-2012.

|           | Seasons      | Saprobic Score | Diversity Score | Biological water quality class | Biological water quality | Indicator colour |
|-----------|--------------|----------------|-----------------|--------------------------------|--------------------------|------------------|
| 2010-2011 | Monsoon      | 6.8            | 0.30            | B                              | Slight pollution         | Light Blue       |
|           | Post monsoon | 6.5            | 0.51            | B                              | Slight pollution         | Light Blue       |
|           | Winter       | 5.5            | 0.29            | C                              | Moderate pollution       | Green            |
|           | Pre monsoon  | 6.6            | 0.20            | B                              | Slight pollution         | Light Blue       |
| 2011-2012 | Monsoon      | 7.0            | 0.38            | B                              | Slight pollution         | Light Blue       |
|           | Post monsoon | 7.1            | 0.37            | A                              | Clean                    | Blue             |
|           | Winter       | 6.0            | 0.20            | C                              | Moderate pollution       | Green            |
|           | Pre monsoon  | 6.8            | 0.25            | B                              | Slight pollution         | Light            |

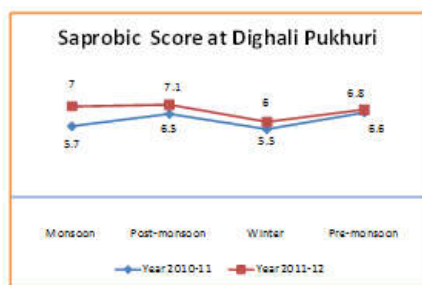


Fig.1a. Saprobiic Score at Dighali Pukhuri.

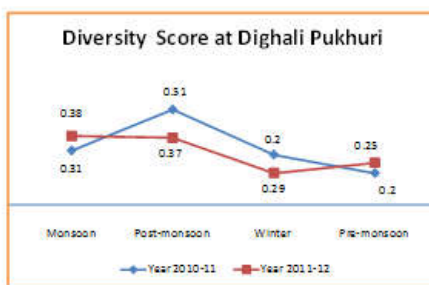


Fig.1b. Diversity Score at Dighali Pukhuri.

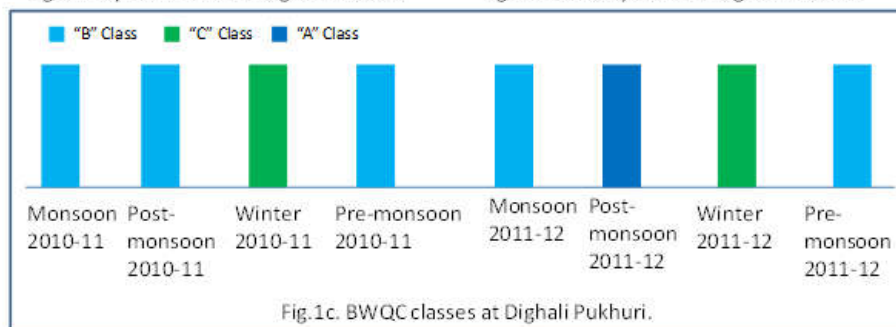
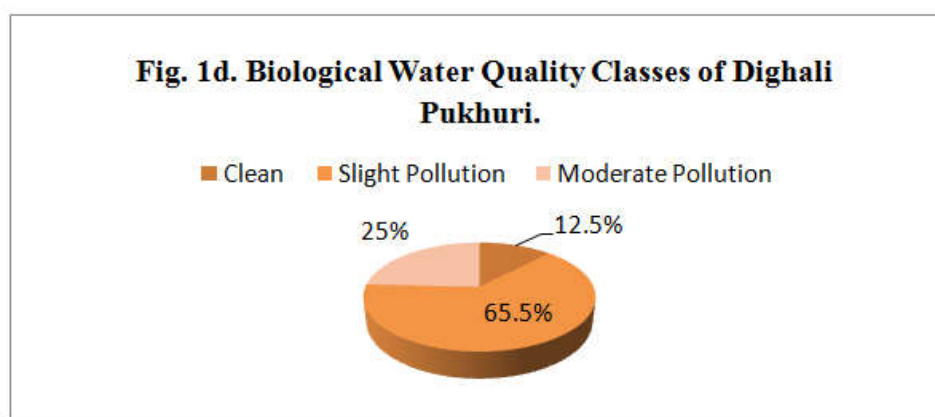


Fig.1c. BWQC classes at Dighali Pukhuri.



The Class "A" (clean) contributed only 12.5%. The prevalence percentage of different biological classes can be shown as Class "B" > Class "C" > Class "A" (Fig. 1d). The overall BMWP score for a site is the sum of all of the scores of each family present at that sampling site. Score values for individual families reflect their pollution tolerance based on the current knowledge of distribution and abundance. Pollution intolerant families have high BMWP scores, while pollution tolerant families have low scores (Sivaramakrishnan, 1992). The Saprobiic score value between 7 – 10 indicate clean water quality (CPCB, 1999). This clean water quality was due to the total absence of insect taxa Chironomidae during post-monsoon season of 2011-12. The Saprobiic score value between 6 - 7 indicate slight pollution of water quality (CPCB, 1999). Slight pollution of water also recorded from Dighali pukhuri during the monsoon, post-monsoon and pre-monsoon seasons of 2010-11 and during monsoon and pre-monsoon seasons of 2011-11. This water quality was experienced due to the availability of most pollution sensitive insect taxa Trichoptera. In Dighali Pukhuri moderate pollution of water quality was observed during winter season of the study period. Due to the dominance of insect taxa Hemiptera and Coleoptera. The present study clearly showed that aquatic insects can be used effectively and accurately to assess water quality to any wetland ecosystem.

Hence with application of pollution index viz. BMWP score, aquatic insect community determine the water quality states of wetland.

## REFERENCES

- APHA 1998. *Standard methods for examination of water and waste water*. American Public Health Association, AWWA, WPCF, Washington, D. C. (U. S. A), 1193 pp.
- Akolkar, P., Sharma, C. S. and Malchijani, S. D. 2001. Bio-monitoring concept and procedures with special reference to benthic macro-invertebrates along with case study on bio-monitoring of water quality of surface water bodies in Meghalaya state. *Water Quality Assessment, Bio monitoring and Zooplankton Diversity* (Ed. B.K. Sharma, Department of Zoology, NEHU, Shillong) 45 – 54.
- CPCB, 1999. Bio-Mapping of Rivers, Parivesh, A news letter from ENVIS centre- Central Pollution Control Board, March 1999.
- Croft, P. S. (1986) A key to the major groups of British fresh water invertebrates AIDGP project, Field Studies Council 6(3) 531 – 579.
- Dutta, S. K., Changsan, Z. and Choudhary, M. K. 2001. Application of biological monitoring in water quality assessment with a case study in Urnkrah river. *Water*

- Quality Assessment, Bio monitoring and Zooplankton Diversity* (Ed. B.K. Sharma, Department of Zoology, NEHU, Shillong) 164 – 173.
- Karr, J. R. and Chu, E. W. 1999 Restoring Life in Running Waters- Better Biological Monitoring. Island Press, Covelo, CA.
- Needham, G. J. and Needham, P. R. 1966 A guide to Fresh water Biology, 5th edition, Holdan Dey. Inc. Sanfransisco.
- Pennak, R. W. 1978. Freshwater Invertebrates of the United states, 2nd edn. John Wiley and Sons, Inc. Newyork, 803 pp.
- Pillai, N. K. 1986. Introduction to planktonology, 1st Edition, Himalaya Publishing house.
- Rosenberg, D. M. and Resh, V. H. 1993. Fresh water Biomonitoring and benthic macroinvertebrates. Chapman and Hall publication, New York. 488 pp.
- Sangpradub, N., Inmuong, Y., Hanjavanit, C. and Inmuong, U. 1997. Effect of headwater catchment degradation on water quality and benthic macroinvertebrate community in northeast Thailand. Proceedings International Symposium on Hydrology and Water Resources for Research and Development on Southeast Asia and The Pacific, 17 – 19 December 1997, pp. 161 – 179, Nong Khai, Thailand.
- Sharma, K. K. and Chowdhary, S. 2011.0 Macroinvertebrate assemblages as biological indicators of pollution in a Central Himalayan River, Tawi (J & K). *International Journal of Biodiversity and Conservation* Vol. 3 (5), pp. 167 – 174, May 2011.
- Semwal, N. and Akolkar, P. 2006. Water quality assessment of sacred Himalaya rivers of Uttaranchal. *Current Science* 91(4) 486 – 496.
- Subramaniam, K. A. and Sivaramakrishnan, K.G. 2007. Bio-monitoring fresh water ecosystem – A methodology manual (ATREE).
- Sivaramakrishnan, K. G. 1992. Composition and Zonation of Aquatic Insect Fauna of Kaveri and its Tributaries and the Identification of Insect Fauna as Indicator of Pollution. *D.O.E. Project Number 22/18/89-Re.*
- Trivedy, R. K. and Goel, P. K. 1984. *Chemical and biological methods for water pollution studies.* Environmental Publications, Karad, India, 215 pp.
- Zwart, D.de and Trivedy, R.C. 1994. Manual on integrated water quality evaluation report, CPCB, Delhi, India.
- Zamora – Munoz, C. and Alba – Tercedor, J. 1996. Bioassessment of organically polluted Spanish rivers, using a biotic index and multivariate methods. *Journal of the North American Benthological Society*, 15(3): 332 – 352.

\*\*\*\*\*